

ACTION

IMPACT SOCKETS



1/2" Drive

6-Point normal 1						Deep 2			
Type	A/F mm	DRAWING	D1 mm	D2 mm	L mm	L2 mm	Type	L mm	L2 mm
Metrisch									
DO2012-0-008	8	A	14,5	24	38	9	DO2012-1-008	78	13
DO2012-0-009	9	A	16	24	38	12	DO2012-1-010	78	14
DO2012-0-010	10	A	17	24	38	12	DO2012-1-011	78	14
DO2012-0-012	12	A	20	24	38	12	DO2012-1-012	78	14
DO2012-0-013	13	A	21	24	38	12	DO2012-1-013	78	14
DO2012-0-014	14	A	22	24	38	12	DO2012-1-014	78	17
DO2012-0-015	15	A	24	24	38	12	DO2012-1-015	78	17
DO2012-0-016	16	A	25	26	38	12	DO2012-1-016	78	17
DO2012-0-017	17	A	26	26	38	13	DO2012-1-017	78	17
DO2012-0-018	18	A	27,5	28	38	13	DO2012-1-018	78	17
DO2012-0-019	19	A	29	30	38	13	DO2012-1-019	78	19
DO2012-0-021	21	B	32	32	38	13	DO2012-1-021	78	24
DO2012-0-022	22	C	32	32	38	13	DO2012-1-022	78	24
DO2012-0-024	24	C	35	36	45	20	DO2012-1-023	78	24
DO2012-0-025	25	C	36	36	45	20	DO2012-1-024	78	24
DO2012-0-027	27	C	39	38	50	22	DO2012-1-027	78	24
DO2012-0-028	28	C	40	38	50	22	DO2012-1-028	78	24
DO2012-0-030	30	C	42,5	38	50	22	DO2012-1-030	78	24
DO2012-0-032	32	C	44	38	50	24	DO2012-1-032	78	24
DO2012-0-036	36	C	48	38	50	24	DO2012-1-036	90	24
DO2012-0-038	38	C	53	38	50	24	DO2012-1-038	90	24
DO2012-0-041	41	C	58	38	60	28	DO2012-1-041	93	58
DO2012-0-046	46	C	65	38	60	28	DO2012-1-046	93	58

Torx® internal 4						
Type	A/F	Drawing	D2 mm	L mm	L1 mm	-
DO64721025	T25	D	25	55	3,0	-
DO64721030	T30	D	25	55	3,8	-
DO64721040	T40	D	25	55	3,8	-
DO64721045	T45	D	25	55	4,3	-
DO64721050	T50	D	25	55	5,0	-
DO64721055	T55	D	25	55	5,5	-
DO64721060	T60	D	25	55	8,0	-

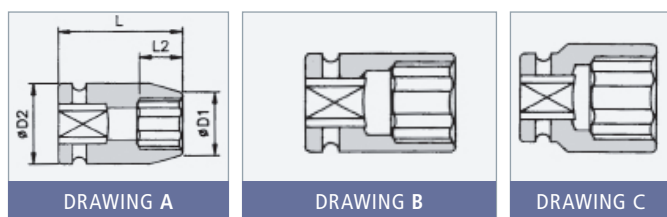
Torx® is a trademark of Textron.

Torx® external 5						
Type	A/F	Drawing	D1 mm	D2 mm	L mm	L2 mm
Metric						
DO63320010	E10	A	15	25	38	7,5
DO63320011	E11	A	15,5	25	38	8
DO63320012	E12	A	16	25	38	8,5
DO63320014	E14	A	18,5	25	38	10
DO63320016	E16	A	20	25	38	11
DO63320018	E18	A	22	25	38	12
DO63320020	E20	A	25	30	38	13,5
DO63320022	E22	A	26,5	30	45	18
DO63320024	E24	A	28,5	30	45	18

Torx® is a trademark of Textron.

Hex driver (inbus) 3						
Type	A/F mm	Drawing	D2 mm	L mm	L1 mm	-
Metric						
DO696304A	4	D	25	75	11	-
DO696305A	5	D	25	75	15	-
DO696306A	6	D	25	75	15	-
DO696307A	7	D	25	75	15	-
DO696308A	8	D	25	75	16	-
DO696310A	10	D	25	75	16	-
DO696312A	12	D	25	75	16	-
DO696314A	14	D	25	75	16	-
DO696317A	17	D	25	75	16	-
DO696319A	19	D	25	75	16	-



6-Point normal 6							Deep 7		
Type	A/F mm	DRAWING	D1 mm	D2 mm	L mm	L2 mm	Type	L mm	L2 mm
Metric									
DO6052P008	8	A	15	25	38	3	DO6052R008	78	3
DO6052P009	9	A	16	25	38	4	DO6052R009	78	4
DO6052P010	10	A	17,5	25	38	4	DO6052R010	78	4
DO6052P011	11	A	18,5	25	38	5	DO6052R011	78	5
DO6052P012	12	A	20	25	38	5	DO6052R012	78	5
DO6052P013	13	A	21	25	38	5	DO6052R013	78	5
DO6052P014	14	A	22,5	25	38	6	DO6052R014	78	6
DO6052P015	15	A	23,7	30	38	6	DO6052R015	78	6
DO6052P016	16	A	25	30	38	6	DO6052R016	78	6
DO6052P017	17	A	26,5	30	38	6	DO6052R017	78	6
DO6052P018	18	A	27,5	30	38	7	DO6052R018	78	7
DO6052P019	19	A	29	30	38	7	DO6052R019	78	7
DO6052P020	20	B	30	30	38	7	DO6052R020	78	7
DO6052P021	21	C	31	30	38	8	DO6052R021	78	8
DO6052P022	22	C	32,5	30	38	8	DO6052R022	78	8
DO6052P024	24	C	35	30	45	10	DO6052R024	78	10



IMPACT SOCKETS



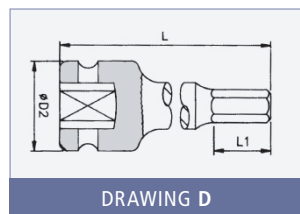
□ 1/2" Drive

12-Point normal  1							Deep  2		
Type	A/F mm	DRAWING	D1 mm	D2 mm	L mm	L2 mm	Type	L mm	L2 mm
Metric									
DO63825008	8	A	14	25	38	6	DO65827008	83	6
DO63825009	9	A	16	25	38	6	DO65827009	83	6
DO63825010	10	A	17,5	25	38	7	DO65827010	83	7
DO63825011	11	A	19	25	38	8	DO65827011	83	8
DO63825012	12	A	20	25	38	9	DO65827012	83	9
DO63825013	13	A	21	25	38	9	DO65827013	83	9
DO63825014	14	A	22,5	25	38	11	DO65827014	83	11
DO63825015	15	A	23,5	30	38	11	DO65827015	83	11
DO63825016	16	A	25	30	38	11	DO65827016	83	11
DO63825017	17	A	26,5	30	40	11	DO65827017	83	11
DO63825018	18	A	27,5	30	40	13	DO65827018	83	13
DO63825019	19	A	29	30	40	13	DO65827019	83	13
DO63825020	20	B	30	30	40	13	DO65827020	83	13
DO63825021	21	C	31	30	40	15	DO65827021	83	15
DO63825022	22	C	32,5	30	40	15	DO65827022	90	15
DO63825023	23	C	34	30	40	15	DO65827023	90	15
DO63825024	24	C	35	30	45	18	DO65827024	90	18
DO63825025	25	C	36	30	45	18	DO65827025	90	18
DO63825026	26	C	38	30	50	18	DO65827026	90	18
DO63825027	27	C	39	30	50	19	DO65827027	90	19
DO63825028	28	C	40	30	50	19	DO65827028	90	19
DO63825029	29	C	41	30	50	19	DO65827029	90	19
DO63825030	30	C	42,5	30	50	21	DO65827030	90	21
DO63825032	32	C	44	30	50	22	DO65827032	90	22
DO63825033	33	C	46,5	30	50	22	DO65827033	90	22
DO63825036	36	C	50,5	30	50	24	DO65827036	90	24

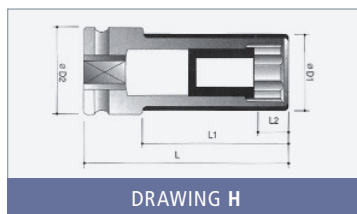
6-Point thin wall deep, with plastic stop and sleeve

Type	A/F mm	Drawing	D1 mm	D2 mm	D3 mm	L mm	L2 mm
Metric							
DO61126015 (white)	15	H	22	30	25	85	13
DO61126017 (blue)	17	H	24	30	27	85	14
DO61126019 (yellow)	19	H	26	30	29	85	15
DO61126021 (red)	21	H	28	30	31	85	17
DO61126022 (green)	22	H	29,5	30	32,5	85	18

Thin wall sockets are not covered by the ACTION warranty.



DRAWING D



DRAWING H